



flexibility comes first



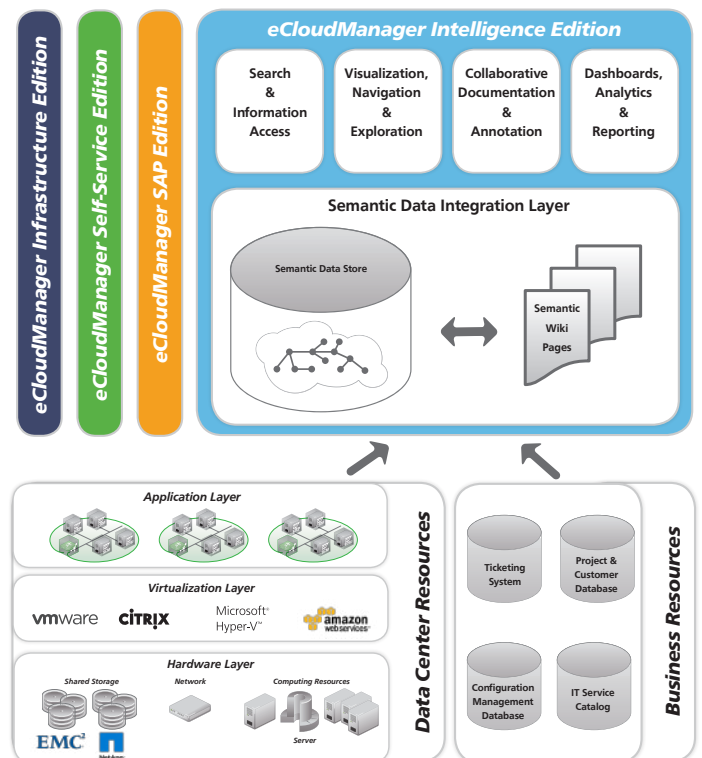
# Data Center Intelligence At Your Fingertips!



eCloudManager™ Intelligence Edition provides an open platform for intelligent information management in the data center, enabling deep insights into the status and development of your Enterprise Cloud (eCloud).

## Data Center Intelligence

Facing isolated silos of knowledge hidden behind different administration tools, data center operators and CXOs often struggle to get an integrated view on the resources employed in their data centers. What is missing in today's data center IT landscapes is a unifying tool that makes it possible to explore relationships between resources, document and annotate them in a central place, and analyze key performance indicators, preferably on-demand and ad-hoc – in other words, an intelligent information management tool for the data center domain. Designed with these goals in mind, the eCloudManager Intelligence Edition supports your daily data management tasks and helps you identify data center risks, problems, and optimization opportunities.

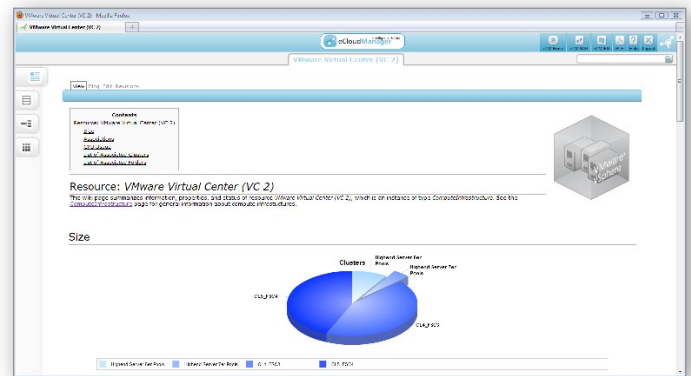
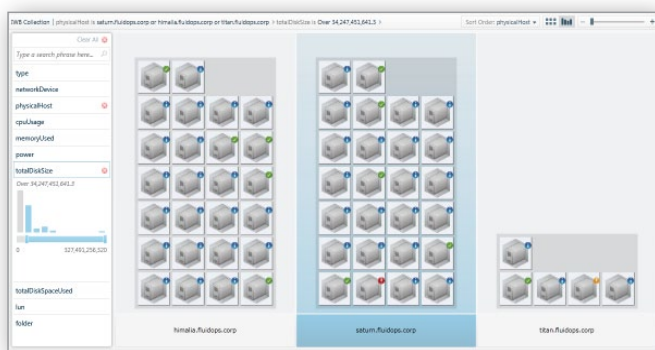


## eCloudManager Intelligence Edition

At the core of the eCloudManager Intelligence Edition is a semantic data store. It integrates business-level resources, like customer and project catalogs, with data center resources across the whole IT stack – from the hardware to the application layer. The semantic data model leads to an integrated, resource-centric view on the data, making vital relationships between resources explicit. In combination with cutting-edge technology for search, collaboration, and exploration, it clears the way for intelligent information management.

## Navigation and Visual Exploration

The eCloudManager Intelligence Edition implements various paradigms for navigation and exploration. A graph-based data browser allows you to interrogate heterogeneous resources in a unified way, tabular views summarize structured data, Wiki pages simultaneously display user generated content and dynamic data center resource information, and novel technologies facilitate visual ad-hoc exploration.



## Dashboards, Analytics, and Reporting

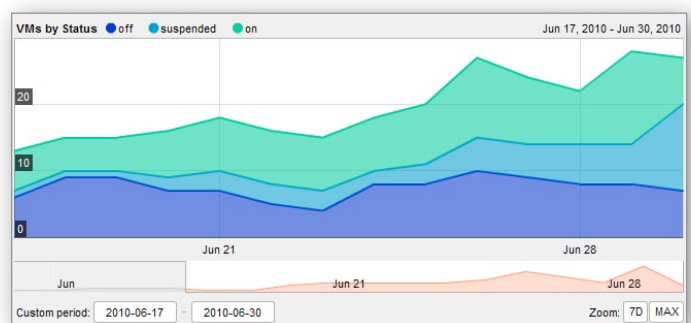
Empowered by its unifying semantic store, the eCloudManager Intelligence Edition offers the flexibility to create dashboards and reports that provide deep insights into your data center. Also historic data can be integrated into such reports, ultimately offering a dynamic view on the deployment of your data center. Are you interested in

... the size of your clusters? In terms of physical hosts? Or VMs?

... the monthly average CPU load of all VMs running on a host?

... used vs. total disk space of VMs related to a specific project?

The eCloudManager Intelligence Edition provides you with the flexibility to answer these questions instantly, visualizing the results in form of customizable charts and diagrams – the perfect support for your daily business-critical decisions!



## Documentation and Semantic Annotation

Another central use case is the collaborative acquisition and augmentation of knowledge – in a central place and directly linked to the resources. Knowledge acquisition is driven by Semantic Wiki technology, supporting both unstructured text and semantic links that connect resources at data level. You want to...

...attach best practices for error handling to your storage?

...maintain customized installation instructions?

...link a VM to a specific project or to a customer?

All you need to do to share knowledge within your company is attach comments and links to the data center resources!